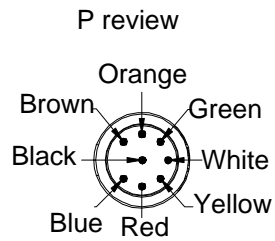


A

EB-BUS02 Internal Wiring draft

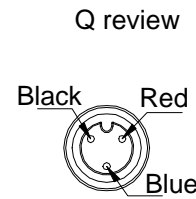
8Pin		
Yellow	White	Display-LCD 5*0.14mm ² \triangle
Green	Green	
Brown	Brown	
Orange	Orange	
Black	Black	Right-Brake Left-Brake 3*0.2mm ² \triangle
Red	Red	
White	Blue	
	Black	Throttle 3*0.2mm ² \triangle
	Red	
Blue	Blue	
	Black	



G8.4

The fuction for each color

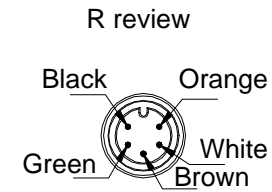
- Brown : B+
- White: Brake signal
- Blue: Throttle signal
- Yellow: RX
- Green TX
- Orange: lock control
- Red: 5V+
- Black: GND



M3.10

The fuction for each color

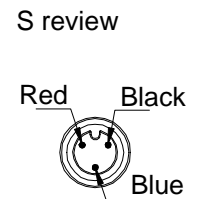
- Blue: Brake signal
- Black: GND
- Red: 5V+



G5.2

The fuction for each color

- Brown: B+
- Green: TX
- Orange: Lock control
- White: RX
- Black: GND



G3.10

The fuction for each color

- Red: 5V+
- Black: GND
- Blue: Throttle signal